



“State of the Schools” Presentation

October 18, 2023

**Robert Rotante
Assistant Superintendent
of Schools**

Impacts of Budget Cuts on Student Scores

- Higher Class Sizes
- Elimination of intervention positions
- Delaying adoptions of math and literacy curriculum materials
- Elimination of courses
- Significant administrative time allocated to addressing and advocating for funding losses
- Challenges to hiring and maintaining excellent teachers
- Challenges to implementing new courses
- Limited funding for professional development
- Elimination of supplemental before and after school programs

Student Population Changes Over Last Five Years				
Subgroup	June 2018		June 2023	
Total Students	8,196		7,663	
Subgroup	# of Students	% of Students	# of Students	% of Students
Asian	246	3.0%	235	3.0%
Black	486	5.9%	469	6.1%
Hispanic	1,124	13.7%	2,180	28.4%
White	6,206	75.7%	4,655	60.7%
Economically Disadvantaged	1,812	22.1%	2,308	30.1%
Special Education	1,333	16.3%	1,281	16.7%
English Language Learner	168	2.1%	481	6.3%
In District Less than 1 Year (Grades 1-12)	151	1.8%	582	7.6%

REQUIRED State Assessments

NJ Student Learning Assessments (NJ SLA)

- ELA - Students in Grades 3 - 9
- Mathematics - Students in Grades 3 - 9
- Science - Students in Grades 5, 8 and 11

NJ Graduation Proficiency Assessment

- Required for all Juniors to take the NJ GPA
- 1st pathway requirement for graduation - Class of 2024

DLM

- Administered to all Identified Special needs students in Grades 3-8 and 11 in ELA, Math and Science

ACCESS for ELL's

- Administered to all students identified as ELL students

Jackson School District Assessments

Advanced Placement Tests

- All students enrolled in college level course

Scholastic Reading Inventory

- Reports how well students understand, and are likely to be successful with, various grade-appropriate literacy skills and topics.

Fountas and Pinnell

- Helps teachers quantify student reading levels and behaviors, and engage students in comprehension conversations

IXL

- Real-time diagnostics to help pinpoint students' grade-level proficiency in key math and English language arts strands

Benchmark Testing

- Administered periodically at certain times during a curricular cycle to evaluate knowledge and track growth

Math Facts Fluency

- Assesses students' ability to quickly and accurately relate basic math facts, which creates a strong foundation for learning

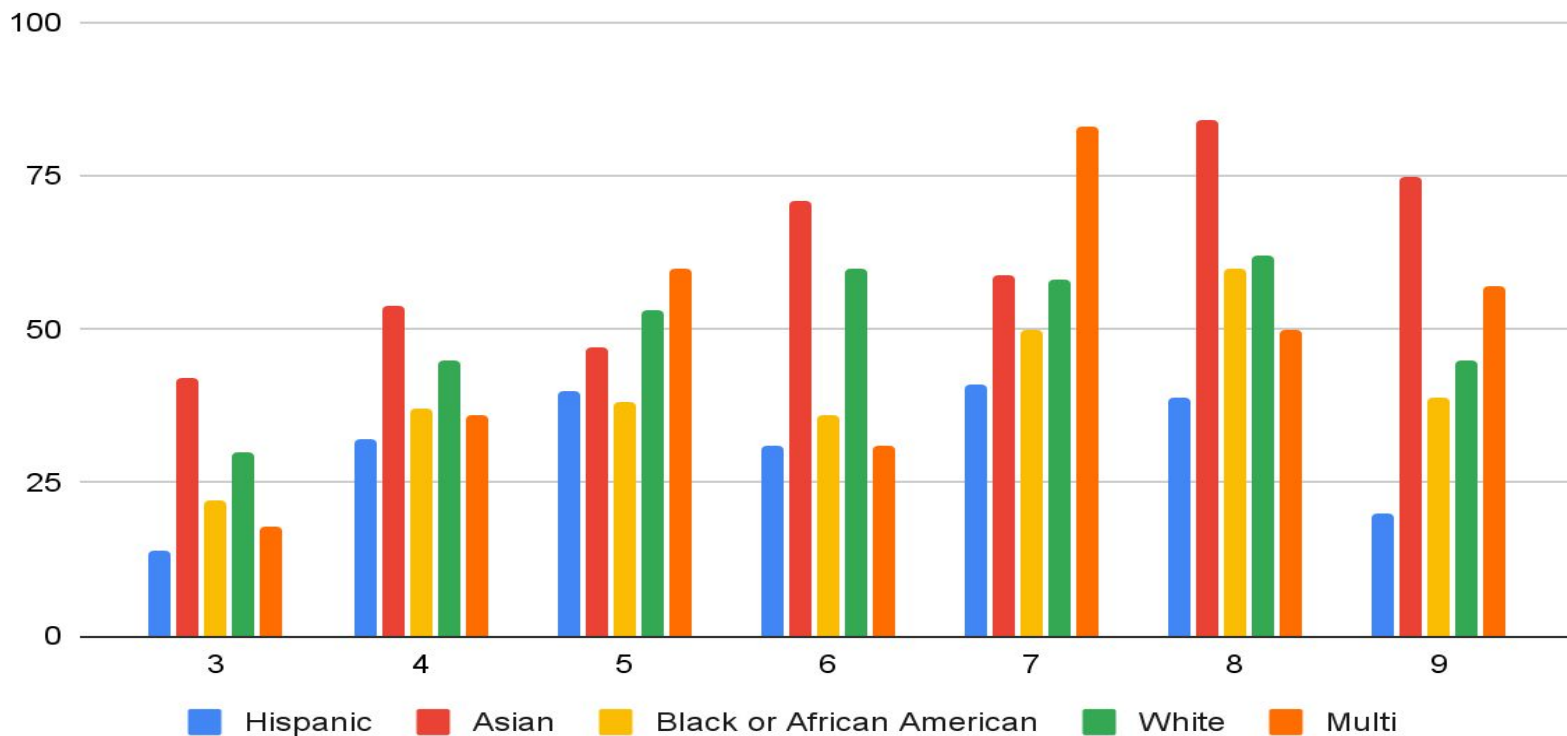
**JACKSON SCHOOL DISTRICT'S 2023 NJSLA ADMINISTRATION
PERCENTAGE SCORING "4" or Better
MEETING or EXCEEDING EXPECTATIONS**

	English Language Arts		Mathematics	
	District	State	District	State
Grade 3	24.7%	41.9%	37.3%	45.9%
Grade 4	40.9%	51.3%	47.3%	44.4%
Grade 5	48.0%	53.3%	47.5%	44.0%
Grade 6	49.3%	49.0%	31.4%	34.3%
Grade 7	53.3%	55.7%	33.3%	33.8%
Grade 8	55.9%	55.3%	21.2%	17.8%
Grade 9	38.6%	52.0%		
Algebra 1			31.8%	35.0%
Geometry			48.1%	50.5%
Algebra 2			73.3%	53.7% ₀₆

Subgroups NJSLA

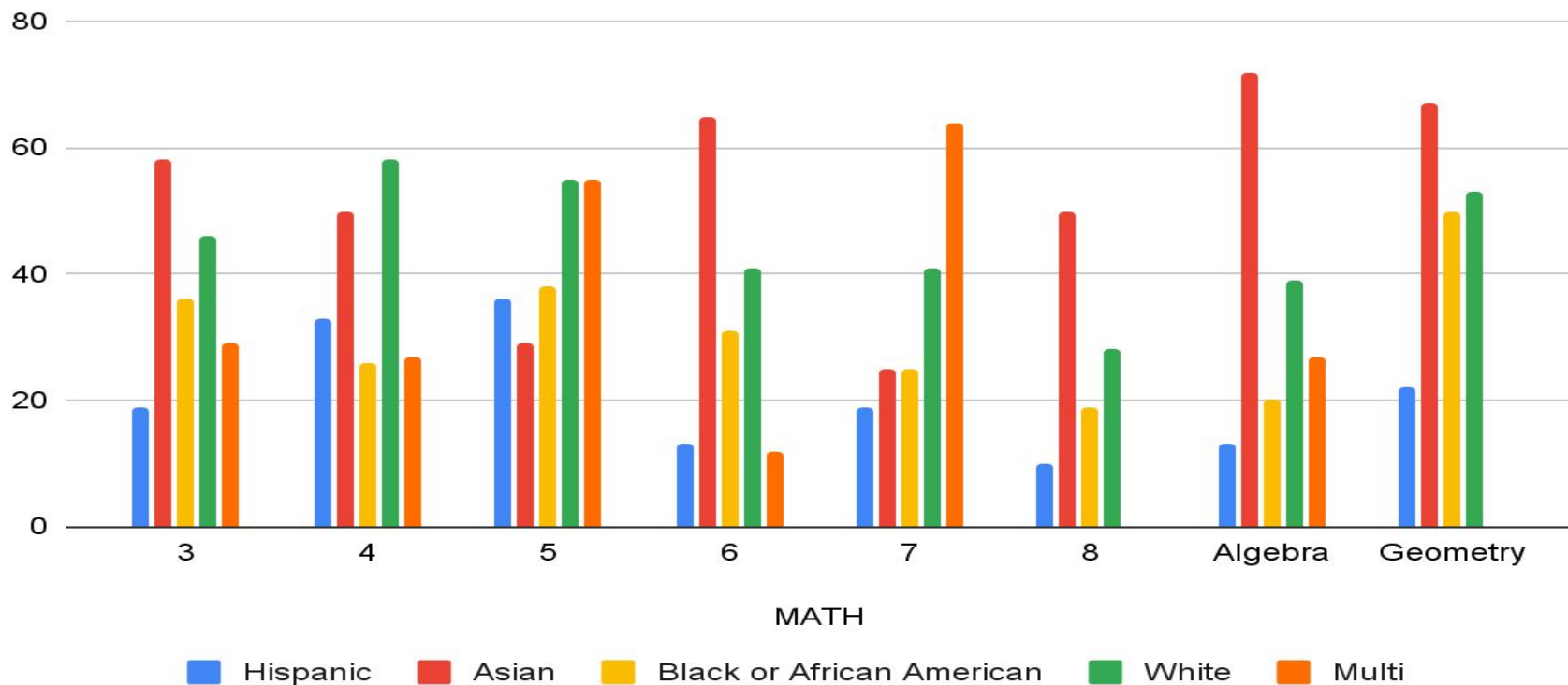
2023 NJ SLA - ELA - Ethnicity Data

Percentage of students meeting or exceeding expectations



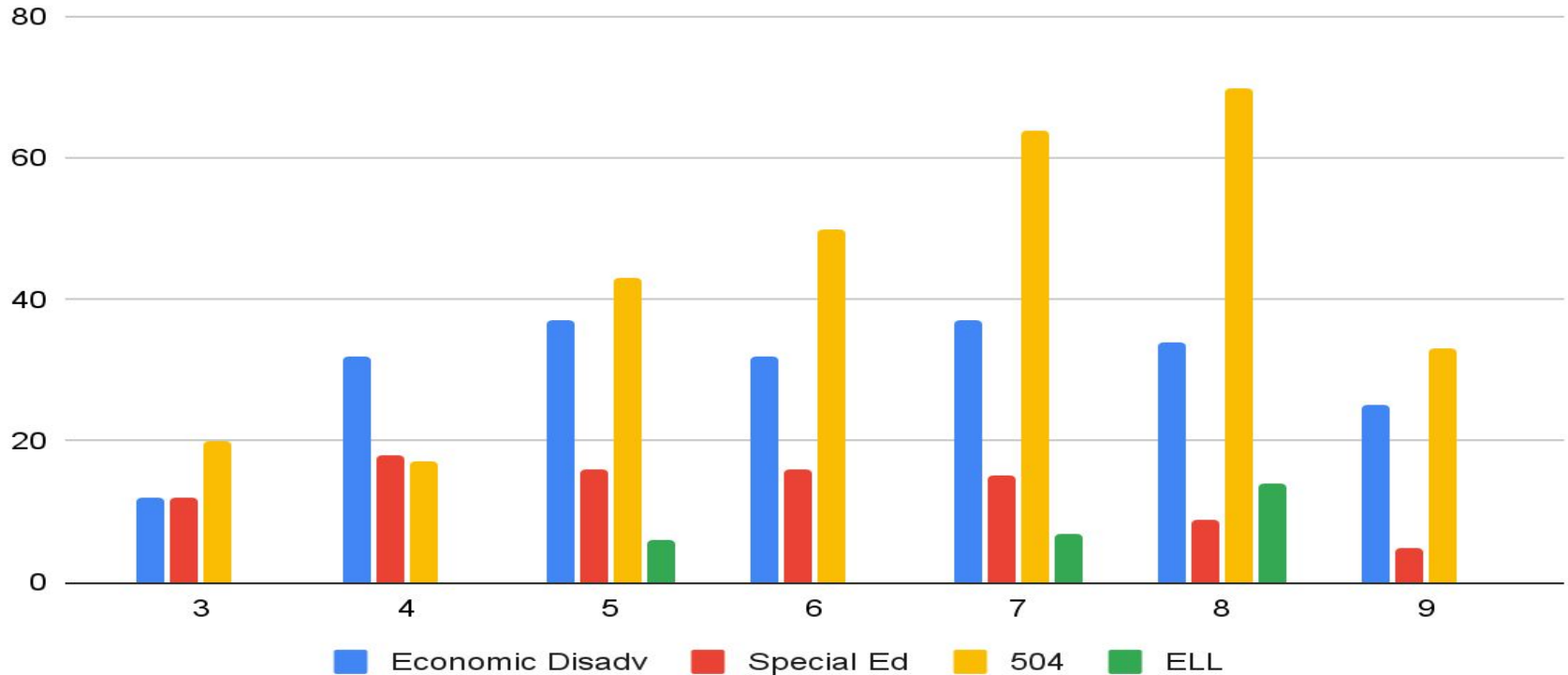
2023 NJ SLA - Math - Ethnicity Data

Percentage of students meeting or exceeding expectations



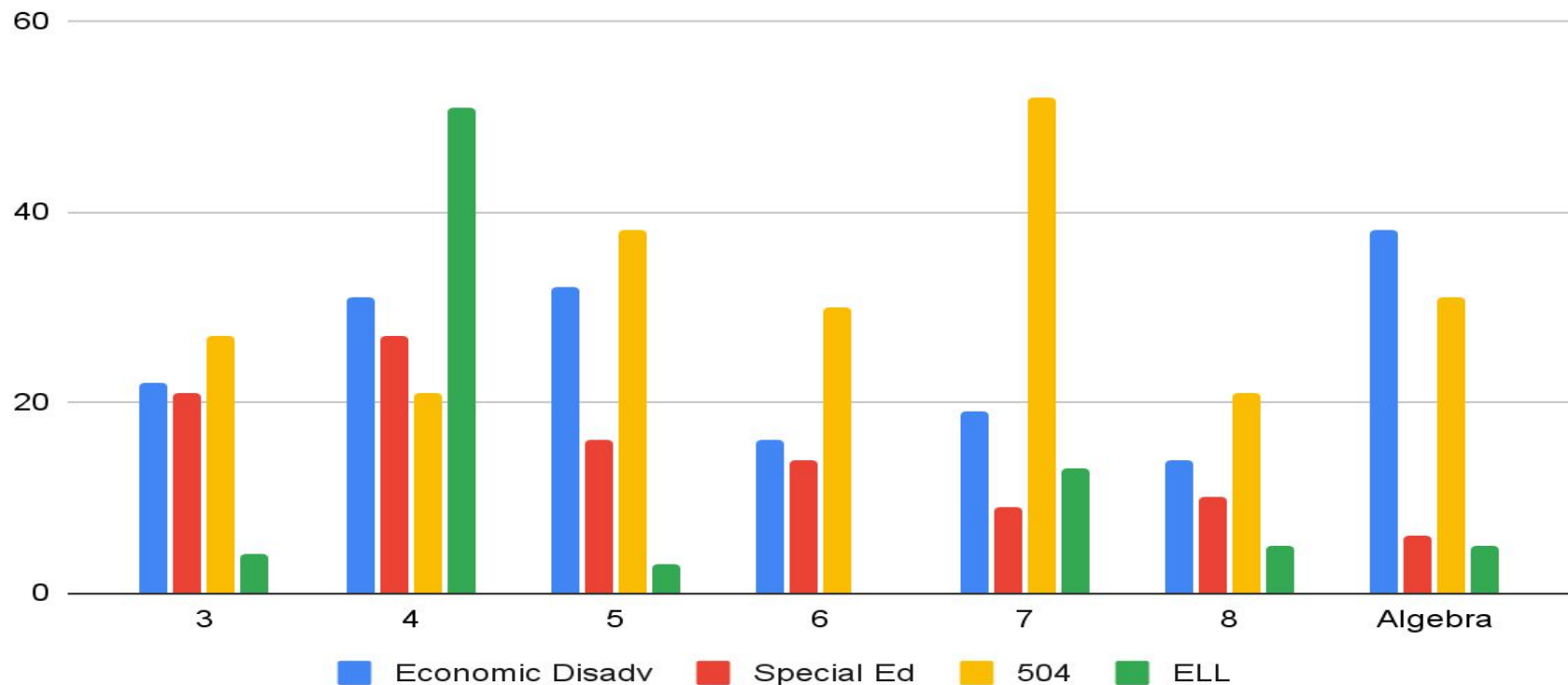
2023 NJ SLA - ELA - Subgroups

Percentage of students meeting or exceeding expectations



2023 NJ SLA - Math- Subgroups

Percentage of students meeting or exceeding expectations



JACKSON TOWNSHIP SCHOOL DISTRICT'S 2023 AP EXAMS - STUDENTS ACHIEVING '3' OR HIGHER

**501 student tests
received a score
earning them college
credit!**

Math/Sciences				Humanities			
	# Taking Test	3 or Better	% 3 or Better		# Taking Test	3 or Better	% 3 or Better
Calculus AB	49	45	92%	English Lang	89	58	65%
Calculus BC	9	8	89%	English Lit	15	14	93%
Comp. Science	22	17	77%	US Government	44	32	73%
Statistics	49	24	49%	US History	58	51	88%
Biology	38	24	63%	World History	10	9	90%
Chemistry	42	33	79%	Psychology	125	65	52%
Physics	35	15	43%	Macro/Micro	63	35	56%
Environ. Science	26	12	46%	Studio Art	8	6	75%
				Music Theory	48	28	58%
				Drawing	22	20	91%
				Spanish	6	5	83%
TOTALS	270	178	66%	TOTALS	488	323	66%

District Focus on instruction

- Utilizing Phonics Program **FUNDATIONS** in all elementary schools.
- Alignment with PreSchool Creative Classroom Curriculum and Foundations Model
- Using **Benchmarks** in Writing (Narrative, Opinion, Expository) - K-5
- **DIBELS** (Phonemic Awareness Screening - Dynamic Indicators of Basic Early Literacy Success)
- Utilizing Balanced Literacy Model
- **Read 180** and **Systems 44** provides multisensory support for learners at risk
- **SRA** Reading Program - Develops comprehension, vocabulary, fluency, word analysis and study skills at different levels for at risk learners



District Focus on Instruction

- Piloting elementary Literacy programs to address needs in instruction
- Planning for new secondary math program
- Literacy programs, Wilson Reading and Orton Gillingham in all six elementary schools for identified students
- Math courses to provide intervention for struggling students
- Continued focused Professional Development on instructional strategies, working with ELL students and technology changes
- Common Lunch time at the High Schools for extra help
- School based mental health grant providing additional support for our students
- Applied for grant (\$306,000) to provide supplemental small group instruction to 3rd and 4th grade students



Next steps...

Great things are happening in our classrooms EVERY DAY and our students are emerging as talented artists, leaders, athletes and students who excel and grow in countless ways.

We are committed to quality professional development to help us continue to find the approaches that will best serve our students. Our AMAZING STAFF will continue to put students first, always.

While we have challenges, we have an even stronger resolve to ensure that our students grow in scholarship, character and initiative!

Questions?